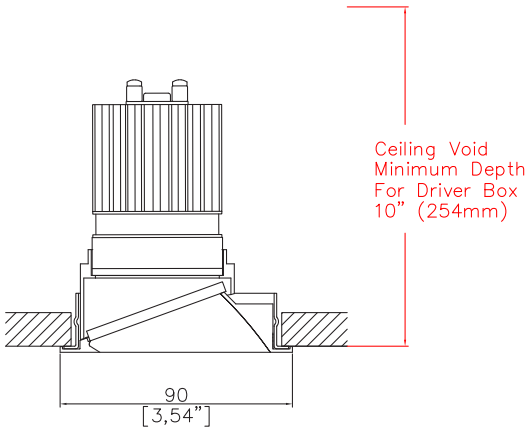


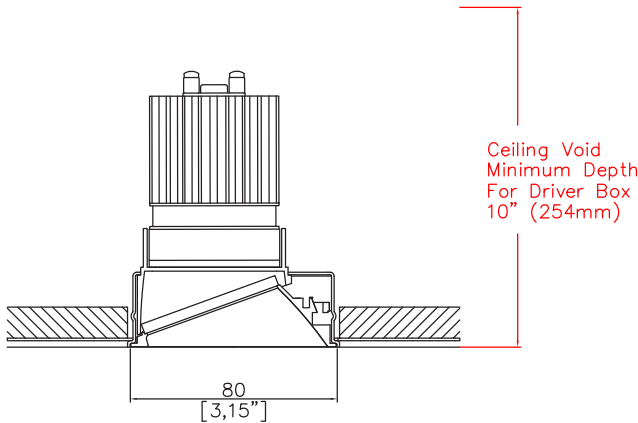
# EasyFit PlusMini Wallwash



3.54" (90mm) overall flange diameter. 3.15" (80mm) overall trimless diameter. Available with a seperate installation kit with overlap flange or mud-in kit for seamless flush finish. Fixed and adjustable version available. Supplied with a remote driver box and a plug and play tethered power supply.



A750+LED-WW-TR  
Cut-out Ø 3.23" (Ø 82mm)



A750+LED-WW-PC  
Cut-out Ø 3.23" (Ø 82mm)

LED Source	ALED51/3
CCT	3000K
Drive Current	350mA
Power inc Driver	14.8W
Beam Angle	WFL
Delivered Lumens	689
Delivered Intensisty cd	667
Delivered Lumens per circuit watt	47
Forward Volt	36V
CRI	≥90 CRI


Apply these factors to 3000K for lumen output of other CCTs: 2200K x 0.85 / 2400K x 0.89 / 2700K x 0.97 / 3500K x 1.01 / 4000K x 1.10.

Ceiling void minimum depth for driver box: 10.00" (254mm)

Project Ref: \_\_\_\_\_ Location Ref: \_\_\_\_\_

Specify fixture part number (All boxes must be filled in to correctly order)

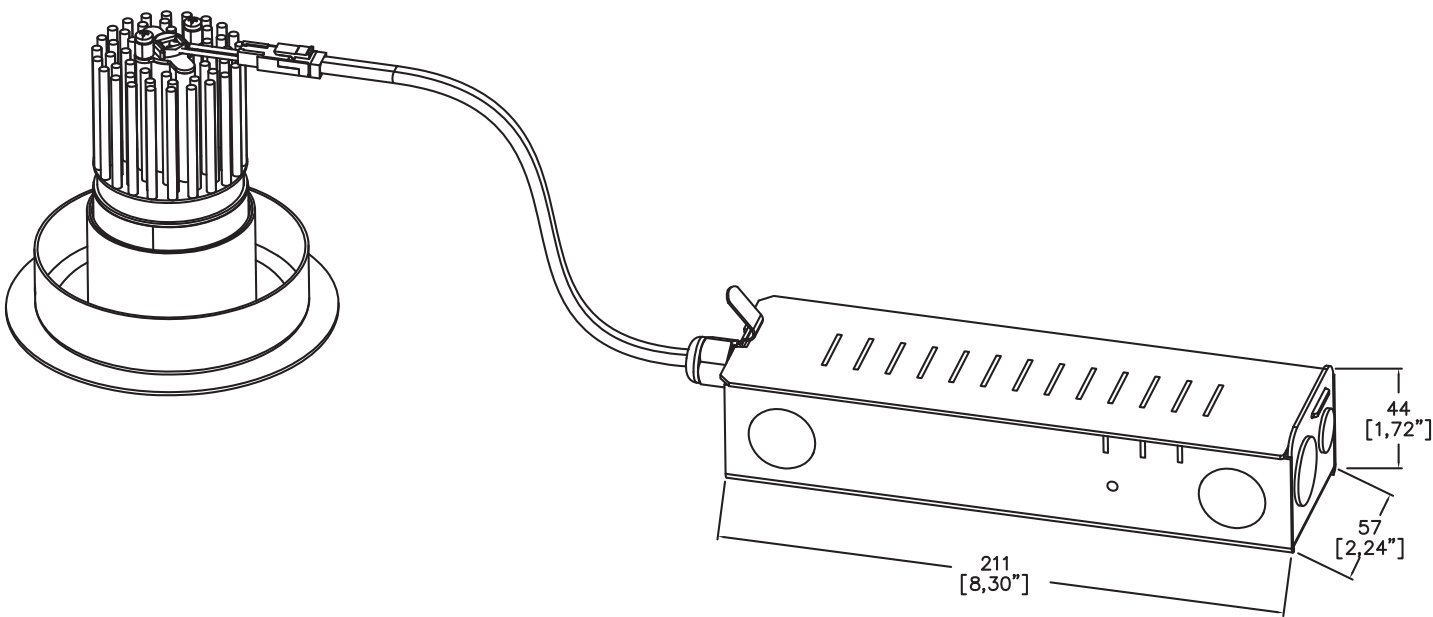
A750+LED-WW				ALED51/3		WFL	ALEZ1-120-277		
<div>Finish <b>WH</b> White <b>BK</b> Black <b>RAL</b> Custom* <b>ABR1</b> Antique Brass <b>ABZ1</b> Antique Bronze <b>PCH1</b> Polished Chrome <b>PNK1</b> Polished Nickel <b>PBR1</b> Polished Brass Installation <b>TR</b> Installation kit with overlap flange <b>PC</b> Mud-in kit for seamless flush finish Location <b>DP</b> Damp <b>WT</b> Wet Supplied for dry location as standard LED Type <b>ALED51/3</b> LED50 ONE GEN3 CCT <b>22</b> 2200K (I) <b>24</b> 2400K (I) <b>27</b> 2700K <b>30</b> 3000K <b>35</b> 3500K (I) <b>40</b> 4000K (I) (I) contact Lucent for availability Beam Angles <b>WFL</b> Wide Flood EasyFit <b>ALEZ1-120-277</b> Lucent EasyFit 120-277V Dimming Protocol <b>SLA</b> EldoLED Analog (0-10V) (0.1% Dimming) <b>ECA</b> EldoLED Analog (0-10V) (1% Dimming) <b>SLD</b> EldoLED DALI (0.1% Dimming) <b>ECD</b> EldoLED DALI (1% Dimming) <b>PTB15</b> ERP PTB 0-10V/Phase (1% Dimming) (PHASE ONLY 120V) <b>FTX15</b> Hatch Foundation 0-10V/Phase (1% Dimming) Contact Lucent factory for Lutron LED Driver options Louvre/Lens <b>XX</b> Not required <b>LL45</b> Honeycomb</div>									



NIC - No contact with insulation

Ceiling void minimum depth for driver box: 10.00” (254mm)


Fixture and EasyFit driver box



Installation Kits



Installation kit with overlap flange



Mud-in kit for seamless flush finish

Ceiling void minimum depth for driver box: 10.00" (254mm)

Finish selection



Antique Brass



Antique Bronze



Polished Brass



Polished Nickel




Polished Chrome

Accessories




Honeycomb Louvre



Diffusing Lens



Frosted Lens



Heavy Spread Lens



Linear Spread Lens

## Technical Details

\*Custom RAL code must be specified. Custom RAL colours can increase prices and lead times

Dimming. Whilst Lucent can offer the majority of its luminaires with various dimming options, it remains the responsibility of the specifier/installer to check and ensure compatibility of any control equipment used. Additional cabling may be required depending on the dimming protocol specified.

^ Depth indicated is the minimum recess depth for the driver to be installed through the luminaire cut out.

First Fix Requirement. Luminaire comprised of fixture body with ceiling trim and installation kit, which is to be fitted into the ceiling once finished. Ensure correct alignment of the installation kit before final assembly (see luminaire installation instructions for details)

Location. Tested from underside of the ceiling

It is the policy of Lucent Lighting to continually review and improve its products and therefore reserve the right to change any details of product or withdraw specifications without prior notice.

This specification sheet supersedes all previous versions.

All intellectual property rights pertaining to the product described above and to this document are owned by or licensed to Lucent Lighting Ltd.

We reserve the right to take whatever action is necessary to protect those intellectual property rights.

Please notify Lucent Lighting Ltd of any inaccuracies immediately. E&OE